



Investment Grade Bond Fund

December 31, 2017

Disclosure:

*The Honeywell stock option is not shown. Investors should expect this option's performance to fluctuate significantly.

^ Annual turnover rate is based on the weighted average annual turnover of the individual managers. The annual turnover is as of 12/31/2017 for JP Morgan, Pinebridge and Blackrock; and as of 7/31/2017 for Northern Trust.

Prior to 7/31/2007, the Investment Grade Bond Fund was an actively managed strategy that diversified its investments among fixed income securities (bills, notes, bonds, and mortgage backed securities) issued by the U.S Treasury and federal government agencies and in other fixed income securities rated "investment grade" (BBB or above). From 8/1/2007 to 3/1/2014, the Investment Grade Bond Fund was passively managed against the Barclays Capital Aggregate Index.

Past performance is no guarantee of future performance.

Fees and expenses can substantially reduce the growth of a participant's retirement account. Fund performance is shown net of fees, whereas benchmark indices by their nature do not include expense and are gross of fees. For more information you can visit the Department of Labor website at: <http://www.dol.gov/ebsa/pdf/401kFeesEmployee.pdf>

Honeywell Savings Programs fund fact sheets can be found at: <https://honeywell.voya.com>

Honeywell and VOYA make summary Segal Marco Advisors reports available through this site as a tool for evaluating the investment options available under the plan. Honeywell and VOYA make no claims as to the accuracy of the information found in any Segal Marco Advisors report. There are a number of other tools available for analyzing investments and investment funds. This web site and the tools and information provided herein should not be your sole source of information in making investment decisions under the plan.

©2017 Segal Marco Advisors, LLC ("Segal Marco Advisors"). All rights reserved. The information contained herein: (1) is proprietary to Segal Marco Advisors and/or its content providers; (2) may not be copied or distributed and (3) is not warranted to be accurate, complete or timely. Neither Segal Marco Advisors nor its content providers are responsible for any damages or losses arising from any use of information.

Restrictions on purchases and withdrawals

Assets invested in the Global REIT Fund, International Stock Fund, and Emerging Markets Equity Fund must remain invested for 5 business days or a 2% redemption fee will apply to your transfer. For example, if you request a transfer into the Global REIT Fund on Thursday prior to 4 p.m. ET, you could transfer out of the same fund after 4 p.m. ET the following Thursday, if there are no holidays, without incurring a redemption fee.

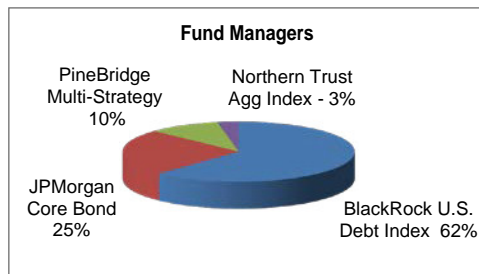
In addition, restrictions are imposed with respect to transfer into the Honeywell Common Fund. Specifically, if a portion of a Plan Account is transferred out of the Honeywell Common Stock Fund, transfers into the Honeywell Common Stock Fund are restricted (prohibited) for five business days following the transfer out of the Honeywell Common Stock Fund. A transfer out of the Honeywell Common Stock Fund may be triggered by a transfer, reallocation, or rebalance which results in a net transfer of assets of the Honeywell Common Stock Fund. Payroll contribution, loan repayments, and withdrawals are not impacted by this rule. In addition, the portion of your Plan account attributable to Company Contributions may not be transferred from the Honeywell Common Stock Fund until these Company Contributions become fully vested.

Investment Grade Bond Fund as of 12/31/2017

Category: Core
Asset Class: Bonds

Fund Objective: To seek, over an extended period of time, a total rate of return (interest income plus [or minus] price change) representative of the investment grade bond market in the United States. There is no guarantee the Investment Objective will be met.

Investment Strategy: The Investment Grade Bond Fund offers a diversified portfolio of fixed income securities including U.S. Dollar denominated bonds such as; U.S. Treasuries, government-related and corporate securities, mortgage backed securities, asset backed securities, commercial backed securities and high yield/bank loans as well as non U.S. Dollar denominated bonds such as; supranational/foreign securities, non-dollar investment grade bonds and emerging market debt. Actively-managed JPMorgan and PineBridge portfolios were added to the Fund effective March 2014 to add further diversification to the passively managed BlackRock US Debt Index Fund. In June 2015 Northern Trust Aggregate Bond Index was added to the fund.



Style Characteristics of Fund

Short	Intermediate	Long Duration	
			High Quality
			Medium
			Low Quality

Performance History (%)

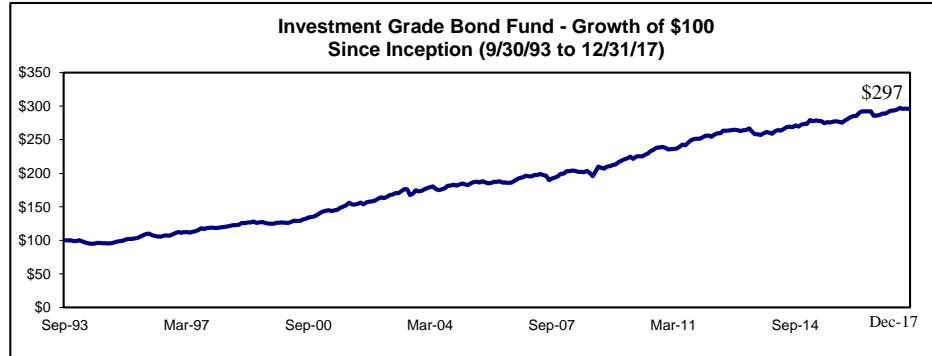
	1 Month	Qtr	YTD	Annualized			
				1 Yr	3 Yr	5 Yr	10 Yr
Inv. Grade Bond Fund	0.4	0.4	4.0	4.0	2.5	2.1	4.0
Blmbg. Barclays Capital Agg. Bond	0.5	0.4	3.5	3.5	2.2	2.1	4.0

Asset Allocation

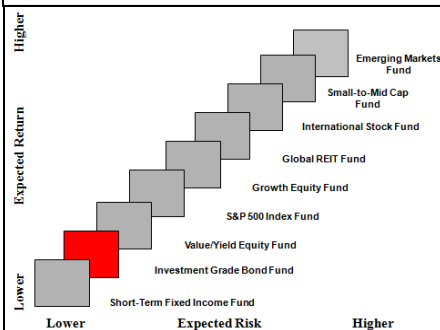
US Stocks	0%
Intl Stocks (ADR's)	0%
Bonds	99%
Cash	1%

Fund Information

Inception Date	Sep-93
Assets (\$ in millions)	\$590
Expense Ratio	0.16%
Expense Per \$1000	\$1.60
Annual Turnover^	25.6%
Number of Bonds	14,895



Risk*	Portfolio Characteristics			Credit Quality	Fund	BC Agg
The Investment Grade Bond Fund is subject to credit/default risk as well as interest rate risk. Although these risks are managed through quality, diversification and duration guidelines, they are not completely eliminated. As with all bond funds, as interest rates go up, bond prices will go down, and vice versa.	Duration (years)	Fund	BC Agg	AAA	65.0%	71.8%
	Average Maturity (years)	5.73	5.88	AA	4.0%	3.2%
	Average Quality	7.98	8.28	A	11.6%	11.5%
	Average Quality	AA	AA	BBB	13.8%	13.5%
	Current Yield	3.12	2.86	Below BBB	5.6%	0.0%
					100.0%	100.0%



Top Ten Issuers	Fund	Sector Weights	Fund	BC Agg
TREASURY NOTE	29.1%	Treasury	32.0%	37.0%
FNMA	11.9%	Agency	2.0%	1.7%
FHLMC	8.6%	MBS	26.6%	28.1%
GNMA	6.2%	ABS/CMBS	4.6%	2.4%
BANK OF AMERICA CORP	0.6%	Credit	27.8%	25.7%
AT&T CORP	0.5%	Non U.S.	2.7%	1.8%
GOLDMAN SACHS	0.5%	Emerging Markets	0.0%	0.0%
RESOLUTION FUND	0.4%	Cash	1.1%	0.0%
JPMORGAN CHASE & CO	0.3%	Other	3.2%	3.3%
KFW	0.3%			
	58.6%	Total	100.0%	100.0%